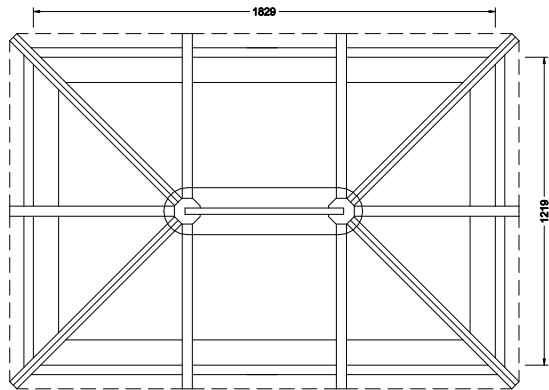
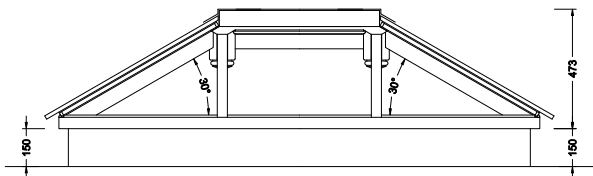


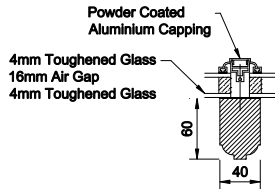
THIS IS NOT A CONSTRUCTION DRAWING



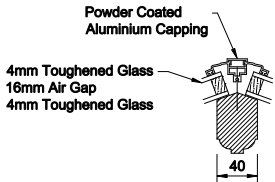
Plan



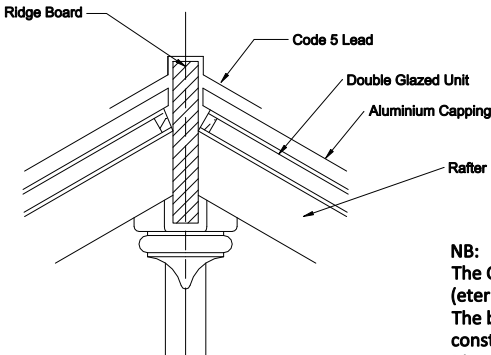
Sectional Elevation



Standard Rafter
Scale 1:5

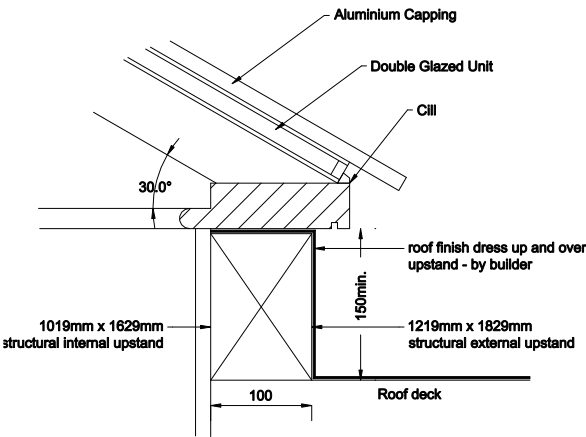


Standard Hip Rafter
Scale 1:5



Typical Ridge Detail
Scale 1:5

NB:
The CRITICAL DIMENSION is to the outer (eternal) finished face of the upstand.
The builder/contractor is responsible for the construction of the upstand.
Dimensions to be approved prior to manufacture of lantern.
The builder/contractor is responsible for additional inner cills, coving or cover beading.



Typical Cill Detail
Scale 1:5 (NB: upstand by contractor/builder)

Date xx.xx.15	Reference R046	Address	DWG Ref : 1829mm x 1219mm (6'x4') Roof Lantern @ 30°	TRADITIONAL ROOF LANTERNS by Christopher Cooper
Scale 1:20/5 @ A3	ALL DIMENSIONS MUST BE CHECKED ON SITE. DO NOT SCALE OFF THIS DRAWING EXCEPT FOR PLANNING PURPOSES. THIS DRAWING MUST BE READ IN CONJUNCTION WITH THE SPECIFICATION OF WORKS. ALL WORKS MUST BE CARRIED OUT IN ACCORDANCE WITH THE STATUTORY AUTHORITIES. THIS IS NOT A CONSTRUCTION DRAWING		www.rooflanterns.co.uk	01797 224 483